



## PUBLIC TENDER

### 2 PART TENDER FOR

Automated Upright Compound Microscope – Qty. 1 No.,  
Manual / Motorized Stereomicroscope with Fluorescence – Qty. 1 No.,  
Compact Stereo Microscope (Greenough Optical System) – Qty. 4 Nos.

Tender Fee: Rs.700/-, EMD – Rs.2,38,000/-

Cost of Tender : Approx. Rs. 119Lakhs

Last date for Sale of Documents: 01/12/2020 till 16.00hrs

Last date for submission: 02/12/2020 till 14.00hrs

Due date for opening bids: 02/12/2020 at 14.30hrs

### GENERAL CONDITIONS

(Tender documents consist of 14 pages, Pg. 1 to Pg.13 – Technical Bid, Pg. 14 - Price Bid)

Ref: NCB/F-200756/2020-2021 (N)

Tender Notice No.006/2020-2021

**Important Instructions:** The bids shall be enclosed in an envelope and sealed duly marked “Tender for “Automated Upright Compound Microscope – Qty. 1 No., Manual / Motorized Stereomicroscope with Fluorescence – Qty. 1 No., Compact Stereo Microscope (Greenough Optical System) – Qty. 4 Nos.” Ref. No. NCB/F-200756/2020-2021 (N)”; and addressed and to be mailed to “The Head-Purchase”. The bids are liable to be rejected if the sealed envelope is not addressed to “The Head-Purchase” with Tender Ref. No. and Item Description. Offers delivered in person shall be deposited in the Tender Box kept in the office. If the bids are sent through courier or mail, it should reach by submission Date and Time and NCBS will not responsible for the delay.

**Important instruction for the Tenderers: -**

**All tenders shall be made in ENGLISH only.**

**The details in regard to technical specification and other terms and conditions should be cogent and clear to the extent possible.**

Sealed tenders are invited at NCBS - TIFR, GKVK, Bangalore – 560 065 under 2 cover system from reputed reputed Manufacturers / Suppliers for Supply, Installation, Commissioning and Technical Support for the following:-

The Technical and Financial / Price Bids shall be submitted simultaneously in two (2) cover (sealed) system. The proposals shall be evaluated in two stages: (1) Technical and (2) Price / Financial. Technical evaluation will be carried out and those Vendors who score minimum 75% and above will qualify for Price Bid opening. Thereafter, Financial Proposal shall be evaluated. The Commercially LOWEST BIDDER shall be the first preferred Vendor for award of Order.

1) The EMD amount should be put in first sealed cover – Cover I, and superscribed as “Techno-commercial Bid” and should contain -

1. Acceptance of Technical specifications, **Annexure-A** and terms and conditions. Tender document to be enclosed with Date, Signature and Seal in every Page.

2. Complete Technical details of the Instrument offered (Specifications, Technical Parameters, Advantages, etc.,)

3. Supplier profile & Schedule of Experience – **Annexure – B**

4. Supplier must describe in detail the technical support they will be able to provide in Bangalore. Only those companies will be considered who have engineers based in Bangalore who have been trained on the machines being quoted for, prior to the date of installation.

5. Suppliers must provide complete list of publications arising from use of their machines, in which the machines have been used for the applications listed. Enclose Data Sheet and Sample Analysis (if any)

6. Details of Warranty Services.

7. Details of “After Sales Service” and “Factory Trained Engineers” available in Bangalore.

8. Xerox copies of the Purchase Orders for having supplied similar Instruments in India.

9. Schedule of deviation from specifications / conditions – **Annexure C**.

10. Any other information the bidder like to provide with Date, Signature and Seal (**Annexures should be duly signed and filled with date wherever necessary**)

(Please attach additional sheet(s), wherever necessary)



**Ref: NCB/E-200756/2020-2021 (N)**

**Tender Notice No.006/2020-2021**

II) The **second sealed cover** – Cover II superscribed '**Price Bid**' (page 17) should contain only rates (please attach additional sheet(s), wherever necessary) (should be duly signed with seal and filled with date wherever necessary)

THE ABOVE MENTIONED TWO COVERS SHALL BE SEALED ON THE OUTSIDE WITH WAX SEAL BEARING THE LOGO/NAME OF THE COMPANY SUBMITTING THE BID.

THESE TWO COVERS SHALL BE AGAIN PUT INTO A SINGLE WAX SEALED COVER superscribed "**Tender for Automated Upright Compound Microscope – Qty. 1 No., Manual / Motorized Stereomicroscope with Fluorescence – Qty. 1 No., Compact Stereo Microscope (Greenough Optical System) – Qty. 4 Nos.** " and should reach NCBS on or before **02/12/2020 before 14.00 hrs**". This should be addressed to the Head-Purchase, NCBS-TIFR, GKVK, Bangalore – 65. The Techno – Commercial Bid will be opened on **02/12/2020 at 14.30 hrs**.

On the date of tender opening (i.e. on **02/12/2020**), only the **Techno-Commercial Bids** shall be opened in the presence of attending tenderers.

The **Technical and Financial / Price Bids** shall be submitted simultaneously in two (2) cover (sealed) system. The proposals shall be evaluated in two stages: (1) **Technical** and (2) **Price / Financial**. The **Technical and Financial / Price Bids** shall be submitted simultaneously in two (2) cover (sealed) system. The proposals shall be evaluated in two stages: (1) **Technical** and (2) **Price / Financial**. Technical evaluation will be carried out and those Vendors who score minimum 75% and above will qualify for Price Bid opening. Thereafter, Financial Proposal shall be evaluated. The **Commercially LOWEST BIDDER** shall be the first preferred Vendor for award of Order.

Earnest Money Deposit shall be submitted along with the "Techno-Commercial Bid" in the form of a Demand Draft drawn in favour of "National Centre for Biological Sciences, payable at Bangalore" and the DD should be from a Commercial Bank. Alternatively, a Bank Guarantee from a Commercial Bank may be provided (no other mode of payment will be accepted). The Bank Guarantee should be valid for 6 months from the date of opening. Bids not accompanied with Earnest Money Deposit shall be rejected. The EMD shall be refunded to the unsuccessful bidders once the order is released on the successful bidder.

The Techno-Commercial bids shall be evaluated subsequently and only the shortlisted firms Price Bid will be opened.

1.1 Quotations must be submitted giving complete details using enclosed tender papers.

1.2 **The rates quoted should remain valid for a period of 180 days from the date of Price Bid opening.**

1.3 Each page of the tender except the Price & Delivery part shall be on printed letterheads or forms and bear the signature, date, name and designation of the person signing the offer. If they are not on letterheads, a rubber stamp indicating full name, address and phone No., Telex No., Fax No. etc. of the firm shall be affixed at the end of each page. The price & delivery part shall be as Annexure B attached.

1.4 This tender document is not transferable. Only the party to whom the tender documents have been issued shall be entitled to quote.

1.5 Bids containing erasures or alterations are liable to be rejected unless countersigned by the Authorised signatory.

1.6 All rates and total amount should be written both in figures and in words and if there is any discrepancy between the two, the lowest amount only will be considered.

- 1.7 Tenders will be opened in the presence of attending tenderers on **02/12/2020** at **14.30 hours**. In the event the due date is declared as holiday, the tender will be opened on the following working day.
- 1.8 We reserve the right to place order for part/reduced quantity than what is specified in the tender and also reserve the right to split the order to more than one supplier.
- 1.9 Any deviation/substitution in regard to the technical specification must be indicated in Annexure C of this tender document. Otherwise it shall be binding on the bidder to supply the items as specified in this tender specification.
- 1.10 All bids are to be submitted before the due date and time. **The bids shall be enclosed in an envelope and sealed duly marked "Tender for Automated Upright Compound Microscope – Qty. 1 No., Manual / Motorized Stereomicroscope with Fluorescence – Qty. 1 No., Compact Stereo Microscope (Greenough Optical System) – Qty. 4 Nos.;" and mailed to the Head-Purchase.** Offers delivered in person shall be deposited in the Tender Box kept in the office.  
**Due date for opening the bids: 02/12/2020 (14.30 hours).**
- 1.11 Please return the tender papers including Conditions of Tender as well as the Annexures with your signature, rubber stamp and date affixed on each page.
- 1.12 All bids in response to this invitation of tender should be submitted in a manner and method specified above. Tender which do not comply with the above conditions are liable to be rejected.
- 1.13 Late and delayed tenders will not be considered. Therefore tenderers shall ensure that the tender reaches the Purchaser on or before the due date and time stipulated for receipt of bids.  
**TENDERS RECEIVED LATE OR AFTER THE DUE DATE WILL NOT BE CONSIDERED. NCBS RESERVES THE RIGHT TO ACCEPT, REJECT ANY OR ALL TENDERS WITHOUT ASSIGNING ANY REASONS THERE OF.**
- 1.15 Individuals signing the bid form and other supporting documents must specify the capacity in which they sign, like -
- Whether signing as a Sole Proprietor of the firm or his attorney.
  - Whether signing as a partner of the firm or his attorney
  - Whether signing as Director of a Limited Company.

2. CATALOGUE/TECHNICAL LITERATURE

All necessary catalogue/drawing literature/data and details of item/s as are considered to be essential for full and correct evaluation of the bid shall invariably accompany the bid.

3. BID GUARANTEE / EARNEST MONEY DEPOSIT:-

Bid Guarantee amount details are as below:-

Sl. No.	Item Description	BGA/EMD Amount
1.	Automated Upright Compound Microscope – Qty. 1 No., Manual / Motorized Stereomicroscope with Fluorescence – Qty. 1 No., Compact Stereo Microscope (Greenough Optical System) – Qty. 4 Nos.	Rs.2,38,000.00

The EMD/BGA shall be submitted by a DD (for outstation firms) or Banker's cheque (in case of local firm) from a Commercial Bank along with the bid, drawn in favour of "National Centre for Biological Sciences, Bangalore". Alternatively, the EMD amount may be submitted by way of Bank Guarantee from a Commercial Bank valid for 6 months (no other mode of payment will be accepted). The BGA amount will be forfeited if the successful bidder fails to accept the Letter of Intent/ Purchase order or withdraws or amends, impairs or derogates from the tender in any respect within the period of validity of this tender. The offers are liable to be rejected, at the discretion of the Centre, if they are not accompanied with BGA. No interest shall be payable by NCBS for BGA amount. The BGA shall be refunded to the unsuccessful bidders once the order is released on the successful bidder.

4. PRICE

**The Tenders to be quoted in INR.** The price/s quoted shall be firm till the complete execution of the order. All details relating to price, price breakup, inland transportation, documentation, taxes and duties, levies, freight charges, delivery terms, mode of payment, mode of Despatch, Insurance should be clearly stated. For indicating the price, the tenderers may choose any/all of the following: **The 'Class-I Local Supplier' / 'Class-II Local Supplier' at the time of tender, bidding or solicitation shall be required to indicate percentage of local content and provide self-certification that the item offered meets the local content requirement for 'Class-I Local Supplier' / 'Class-II Local Supplier' as the case may be.**

5. The taxes (State, Central, Turnover tax, Works Contract Tax, etc.). Please specify which are applicable. The duties and other levies, freight, insurance shall be stated clearly and separately. Also please mention whether the same is included in the price/s quoted.

6. VALIDITY OF BIDS

**The bids should be valid for a period of 180 days from the date of opening of the Price bids. Bids with shorter validity period are liable for rejection.**

7. DELIVERY

The tenderer should clearly mention the time required for supplying the item. The period of delivery will be counted (a) from the date of receipt of the order in case of Indian supplier. The delivery date is the date at which the equipment should be delivered at NCBS.

8. PACKING

The item should be packed appropriately so that it can sustain transit hazards, multiple landing, warehousing, etc. during transit.

9. PLACE OF DELIVERY

**ALL DELIVERIES** shall be effected to the National Centre for Biological Sciences, GKVK, Bellary Road, Bangalore-560065.

**10. GUARANTEE/WARRANTY**

The item/s covered under this tender shall be subject to a guarantee for trouble free performance, workmanship, material etc., fulfilling the specifications mentioned in this tender for 36 months from the date of commissioning. If any defect is found in the material, workmanship or performance during the guarantee period the same may either be repaired/replaced by the supplier as the case may be free of charge. The guarantee period for replacement of parts or repair work shall be same as above. A guarantee certificate to this effect should be forwarded to us with your invoice. For orders the supplier shall specifically confirm that they will provide with after sales service and will attend to any repairs or technical problems that may arise.

**11. PERFORMANCE B/G**

The successful bidder shall have to execute a performance B/G in accordance with the guarantee/warranty for 10% value of the order. This B/G has to be executed on an appropriate value of stamp paper in terms of a bank guarantee drawn on any Nationalised Bank and shall remain valid till the completion of the Defect Liability period/warranty period, with **6 months** claim period.

**12. TAXES AND DUTIES**

The Centre shall deduct all taxes and duties, as applicable, from time to time from the bills payable.

**13. PAYMENT TERMS**

As per our Centre, 90% of the payment shall be made through Sight Draft (documents through bank) and balance 10% payable after installation, trial run and subject to acceptance by the group head through SAI and all other relevant documents, with Performance Bank Guarantee. All claims shall cease as per the Limitation Act.

**14. CLARIFICATIONS**

After opening the bids, if it becomes necessary for the purchaser to seek clarifications from the bidders, the same will be sought from the bidders. In such an event, the bidders will furnish all technical information / clarifications to the purchaser to reach on or before the due date fixed for that purpose indicating the Purchaser's tender reference. If the technical clarifications sought do not reach on or before the date date fixed, the bids shall be summarily rejected without any further notice.

**15. RISK CLAUSE**

Notwithstanding the other terms therein, the Centre at its option will be entitled to terminate the contract and to avail from elsewhere; at the risk and cost of contractor; either the whole of the contract or any part which the contractor has failed to perform within the time stipulated or if the same performance is not available, the best and the nearest available substitute thereof. The contractor shall be liable for any loss which the Centre may sustain by reason of such risk contract in addition to penalty.

**16. DISPUTE AND RESOLUTION**

Any dispute or differences between the parties that cannot be settled by mutual discussion at appropriate levels shall be referred to the sole arbitration of the Director, NCBS or his nominee and his decision in the matter shall be final and binding upon the parties to the dispute. The venue of arbitration proceedings shall be Bangalore. In respect of any matters pertaining to such arbitration, the courts of law in Bangalore will have exclusive jurisdiction.

17. OTHER TERMS

1. If electrical/ AC/ technical works contract, appropriate license defining the required expertise from the approved Licensing authority.
2. The Centre, will at its discretion ask for a solvency certificate from your bankers.

18. DEFINITION AND MEANINGS

In constructing these conditions, specifications, etc. in the tender document or the Annexures/Appendices the following words shall mean herein assigned definitions except where the subject context is otherwise stated.

PURCHASER :	Shall mean the National Centre for Biological Sciences.
BID/TENDER :	Shall mean the proposal/document that the BIDDER submits in the requested and specified form or otherwise along with Annexures, Appendices, etc.
BIDDER/TENDERER :	Shall mean the firm/party who quotes against an enquiry.
CONTRACTOR/SUPPLIER :	Shall mean the party to whom a Work Order/Purchase Order is awarded to undertake all or a part of the work covered by this tender document as well as and amendment orders relating to this tender issued by the Purchaser and shall include his/their legal representative, assignee/s or successor/s.
CONTRACT :	Shall mean and include the articles of agreement, Declaration form, the general and special conditions, the Annexures, the Schedule of Quantities & rates and the specifications attached hereto and the drawings, if any.
ORDER VALUE :	Shall mean total value of the Purchase Order/Work order issued against this tender item including taxes, levies, etc.

19. TECHNICAL SPECIFICATIONS

See Annexure – 'A'

20. The price shall be FOR NCBS Stores.

21. NCBS reserves the right to split the quantities or reject one or more offers in full or part without any reasons. Therefore NCBS decision is final and binding.

22. The quantity mentioned in the tender may be decreased/increased while ordering. However, the price quoted should be firm irrespective of change in the quantity.
23. **ACCEPTANCE OF TENDERS**  
NCBS does not pledge itself to accept the lowest/ any tenders and reserves to itself the right to accept the whole or part of the tenders or a part of the quantity offered.
24. The firm should quote in Rupees on FOR NCBS basis for supply.
25. Your Service Engineer should be fully trained to install the equipment and capable of maintaining the equipment during / after the warranty period.


26. **LIQUIDATED DAMAGES:**

The successful bidder will have to agree that in case the item is not supplied within the agreed delivery schedule and after a grace period of seven days, then Liquidated Damages (not in terms of penalty) will be imposed automatically and be deducted from their bill at the rate of 0.5% per week subject to a maximum of 10% of the order value.

Please enter unit price, Total Price and Grand Total in figures as well as words. Unit price and Total Price may be entered below each item.

Since NCBS is a Public funded Research Organisation, registered under Government of India Notification No.51/96 – Customs and 10/97 – for Central Excise is applicable for the items listed in the notification.

For and on behalf of  
National Centre for Biological Sciences,

A handwritten signature in black ink, appearing to be 'R. M. S.', is written over the text 'National Centre for Biological Sciences'.

Head – Purchase



**ANNEXURE A – SPECIFICATIONS**  
**Automated Upright Compound Microscope – Qty. 1 No.**

Sl.No.	Specifications
1	Upright Microscope Frame with a) Motorized Ergonomic Stand with double deck system, inbuilt Z-focus drive with minimum step resolution of 10 nm or better. b) The system should have a dedicated external TFT/LCD touch screen capable of controlling all motorized functions of microscope. c) The Microscope frame should have rigidity and expandability. d) The system should be upgradable to an IR based Laser/Led focus drift compensator for long term in focus time lapse imaging. e) The 2nd Deck should support future onsite upgrades such as Optical tweezers/ Photomanipulation /confocal/TIRF
2	6-position motorized objective nosepiece
3	10-position motorized reflector turret
4	Binocular Phototube (100:0/0:100)
5	Motorized XY Scanning Stage with 100 mm x 75 mm, absolute accuracy +/- 5 µm and Stage Controller with Joystick
6	Motorized focusing drive, stepsize 10 nm, with fine drive knob
7	Slide and 35mm petri dish mounting adapter for sample stage
8	5 objective lenses – a) 10X objective, working distance >= 4 mm b) 20X objective, DIC, working distance >= 1.5 mm c) 40x objective, DIC, oil immersion, NA >= 1.3 d) 63x objective, DIC, oil immersion, NA 1.4 e) 100x objective, DIC, oil immersion, NA 1.4
9	Eyeiece: 10X with F.O.V 22 or better eye pieces-2 nos, anti-fungal optics with eyecups
10	Motorized condenser turret with DIC Prism for 20X, 40X, 63X and 100X
11	Transmitted Light system: High Power LEDs/ Halogen for uniform illumination from edge to edge for quantitative high-speed imaging with Lower and High magnification objectives with intensity control through panel and imaging software. LED illumination preferred.
12	LED Epifluorescence Illumination system with Filter sets covering BFP, DAPI, Rhodamin, GFP, CFP, YFP, mRFP/mCherry, Cy5, and DsRed
13	High Resolution sCMOS Digital Microscopy Camera with a) quantum efficiency > 60%, b) 16bit bit depth c) pixel size <= 7µm x 7µm d) USB 3.0 or PCIe adapter card connectivity
14	Image capturing software with Modules for a) capturing z- stack time-lapse series b) Tiles & Positions c) 3D-rendering
15	Computer for image capturing and image analysis with a) 10th Gen Intel Core i7 or 3 <sup>rd</sup> Gen AMD Ryzen 7 processor b) 32GB 2666MHz DDR4 RAM c) 1 x NVIDIA Quadro P2000, 5GB, 4m mDP graphics card d) 1 * 512 GB M.2 NVME PCI Express Solid State Drive e) 1 * 2.0 TB 3.5inch Serial ATA (7,200 Rpm) Hard Drive f) 8x DVD+/-RW 9.5mm Optical Disk Drive g) Ethernet in-built 1Gbps LAN h) Optical wired Mouse i) Wired Keyboard (US/International) j) > 85% efficient SMPS k) Windows 10 pro 64-bit l) 3 Yrs Warranty with on site support m) 2560x1440 Wide Screen Monitor with LED Back Light
16	Compatible with 240V ac power supply
17	To be supplied with Indian standard power cords



**ANNEXURE A – SPECIFICATIONS**

**Manual/motorized Stereomicroscope with Fluorescence – 1 No**

Sl. No.	Specifications
1	Zoom range >12X Eyepiece 10x
2	Fluorescence filter sets for GFP, RFP, YFP, BFP and bright field
3	Includes foot control for transmitted light
4	Camera adapter

**Compact Stereo Microscope (Greenough optical system)– 4 Nos**

Sl. No.	Specifications
1	Eyepiece 10x
2	Long working distance (>100mm) suitable for picking <i>C. elegans</i>
3	4.5X - 5X zoom
4	<b>Illumination:</b> Transmitted-light – LED

**INFORMATION TO TENDERERS**

The Tender shall be evaluated under 2 (Two) Bid System

- I. Technical Bid
- II. Financial Bid

**Technical Evaluation shall comprise of**

Sl. No.	TECHNICAL EVALUATION CRITERIA WITH MARKS	Marks
1	Upright Microscope Frame with f) Motorized Ergonomic Stand with double deck system, inbuilt Z-focus drive with minimum step resolution of 10 nm or better. g) The system should have a dedicated external TFT/LCD touch screen capable of controlling all motorized functions of microscope. h) The Microscope frame should have rigidity and expandability. i) The system should be upgradable to an IR based Laser/Led focus drift compensator for long term in focus time lapse imaging. j) The 2nd Deck should support future onsite upgrades such as Optical tweezers/ Photomanipulation /confocal/TIRF	20
2	6-position motorized objective nosepiece	3
3	10-position motorized reflector turret	3
4	Binocular Phototube (100:0:100)	3
5	Motorized XY Scanning Stage with 100 mm x 75 mm, absolute accuracy +/- 5 µm and Stage Controller with Joystick	5
6	Motorized focusing drive, stepsize 10 nm, with fine drive knob	5
7	Slide and 35mm petri dish mounting adapter for sample stage	3
8	5 objective lenses -- f) 10X objective, working distance >= 4 mm g) 20X objective, DIC, working distance >= 1.5 mm h) 40x objective, DIC, oil immersion, NA >= 1.3 i) 63x objective, DIC, oil immersion, NA 1.4 j) 100x objective, DIC, oil immersion, NA 1.4	20
9	Eyepiece: 10X with F.O.V 22 or better eye pieces-2 nos, anti-fungal optics with eyecups	3
10	Motorized condenser turret with DIC Prism for 20X, 40X, 63X and 100X	5
11	Transmitted Light system: High Power LEDs/ Halogen for uniform illumination from edge to edge for quantitative high-speed imaging with Lower and High magnification objectives with intensity control through panel and imaging software. LED illumination preferred.	5
12	LED Epifluorescence Illumination system with Filter sets covering BFP, DAPI, Rhodamin, GFP, CFP, YFP, mRFP/mCherry, Cy5, and DsRed	5
13	High Resolution sCMOS Digital Microscopy Camera with e) quantum efficiency > 60%, f) 16bit bit depth g) pixel size <= 7µm x 7µm h) USB 3.0 or PCIe adapter card connectivity	6
14	Image capturing software with Modules for d) capturing z- stack time-lapse series e) Tiles & Positions f) 3D-rendering	6


15	Computer for image capturing and image analysis with n) 10th Gen Intel Core i7 or 3 <sup>rd</sup> Gen AMD Ryzen 7 processor o) 32GB 2666MHz DDR4 RAM p) 1 x NVIDIA Quadro P2000, 5GB, 4m mDP graphics card q) 1 * 512 GB M.2 NVME PCI Express Solid State Drive r) 1 * 2.0 TB 3.5inch Serial ATA (7,200 Rpm) Hard Drive s) 8x DVD+/-RW 9.5mm Optical Disk Drive t) Ethernet in-built 1Gbps LAN u) Optical wired Mouse v) Wired Keyboard (US/International) w) > 85% efficient SMPS x) Windows 10 pro 64-bit y) 3 Yrs Warranty with on site support z) 2560x1440 Wide Screen Monitor with LED Back Light	4
16	Compatible with 240V ac power supply	2
17	To be supplied with Indian standard power cords	2
<b>TOTAL</b>		<b>100</b>
<b>Technical evaluation will be carried out and Vendors who score <math>\geq</math> 75% will qualify for Price Bid opening. Thereafter, Financial proposal shall be evaluated. The Commercially LOWEST BIDDER shall be first preferred Vendor for the award of Order</b>		

**Manual/motorized Stereomicroscope with Fluorescence – 1 No**

S.No.	Specifications	Marks
1	Zoom range >12X Eyepiece 10x	30
2	Fluorescence filter sets for GFP, RFP, YFP, BFP and bright field	30
3	Includes foot control for transmitted light	20
4	Camera adapter	20
<b>TOTAL</b>		<b>100</b>
<b>Technical evaluation will be carried out and Vendors who score <math>\geq</math> 75% will qualify for Price Bid opening. Thereafter, Financial proposal shall be evaluated. The Commercially LOWEST BIDDER shall be first preferred Vendor for the award of Order</b>		

**Compact Stereo Microscope (Greenough optical system) – 4 Nos**

S.No.	Specifications	Marks
1	Eyepiece 10x	25
2	Long working distance (>100mm) suitable for picking <i>C. elegans</i>	25
3	4.5X - 5X zoom	25
4	<b>Illumination:</b> Transmitted-light – LED	25
<b>TOTAL</b>		<b>100</b>
<b>Technical evaluation will be carried out and Vendors who score <math>\geq</math> 75% will qualify for Price Bid opening. Thereafter, Financial proposal shall be evaluated. The Commercially LOWEST BIDDER shall be first preferred Vendor for the award of Order</b>		



**ANNEXURE – B**

SCHEDULE OF EXPERIENCE

Please furnish list of major supplies/works undertaken in relevant to this tender during the past two years.

Sl. No.	Name of the company with full address	Name of project	Purchase Order No. & date	Brief description	Value (Rs.)
Signature					
Name					
Designation					
Name of company					
Date					
Seal of the company					

**ANNEXURE - C**


**SCHEDULE OF DEVIATION FROM SPECIFICATIONS/CONDITIONS**

All deviations from the specifications/conditions shall be filled in by the bidder in this schedule.

--

The bidder hereby certifies that the above mentioned are the only deviations from Technical Specification of this tender. [State NIL if no deviation is envisaged].

Signature	
Name	
Designation	
Name of the company	
Date	
Seal of the company	



**COVER – II PRICE BID**

**Automated Upright Compound Microscope – Qty. 1 No.,**  
**Manual / Motorized Stereomicroscope with Fluorescence – Qty. 1 No.,**  
**Compact Stereo Microscope (Greenough Optical System) – Qty. 4 Nos.**

Sl. No.	Item Description	Qty	Unit Price	Total Price
1.	Automated Upright Compound Microscope	1 No.		
2.	Manual / Motorized Stereomicroscope with Fluorescence	1 No.		
3.	Compact Stereo Microscope (Greenough Optical System)	4 No.		

Please enter Unit Price, Total Price and Grand Total in figures as well as words. Unit price and Total Price may be entered below each item.